

Inflation by Commodity Group

Pricing trends for the third quarter 2007

These 24 select product groups provide a snapshot of inflation trends. Third quarter 2006 is compared with third quarter 2007, and the second quarter 2007 with the third quarter 2007. The graphs depict trends from January 2006.

This page:

- Abrasives
- Adhesives & Sealants
- Cutting Tools & Accessories
- Hand & Edge Tools

- Plastic Resins & Materials
- Specialty Cleaning, Polish & Sanitary Products
- Industrial Safety Equipment
- Softwood Lumber
- Metal-Forming Machine Tools
- Metal-Cutting Machine Tools

Page 7

- Fasteners
- Power-Driven Hand Tools
- Ball & Roller Bearings
- Mechanical Power Transmission Equipment
- Electrical Machinery/Equipment
- Industrial Material Handling Equipment
- Industrial Gases
- Welding Machinery/Equipment
- Valves, Except Fluid Power
- Pumps, Compressors & Equipment

Online Only (www.mdm.com/databank)

- Hardboard, Particleboard, Fiberboard Products
- Hardwood Lumber
- General Millwork
- Plywood
- Construction Products from Plastics
- Gypsum Products
- Air Conditioning & Refrigeration Equipment
- Tools, Dies, Jigs, Fixtures, Industrial Molds
- Food Commodities (12 product groups)

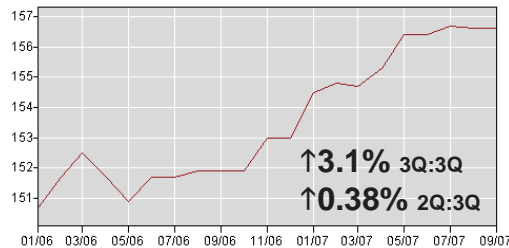
Page 8

- Fluid Power Equipment
- Plumbing Fixtures & Fittings
- Hardware
- Sanitary Paper Products

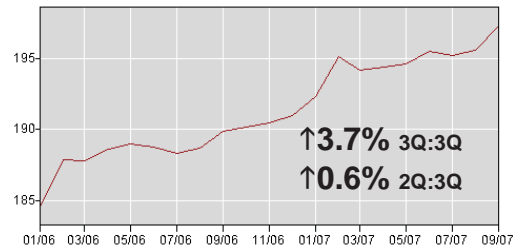
Key

↑11.6% 3Q:3Q (3Q '06 with 3Q '07)
 ↑1.8% 2Q:3Q (2Q '07 with 3Q '07)

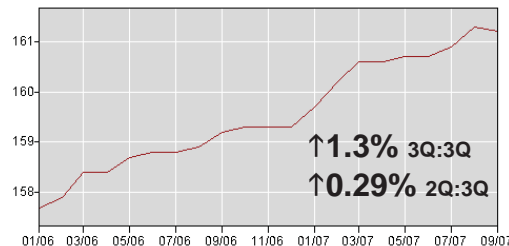
Abrasives



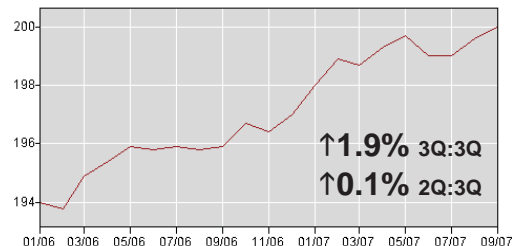
Adhesives & Sealants



Cutting Tools & Accessories

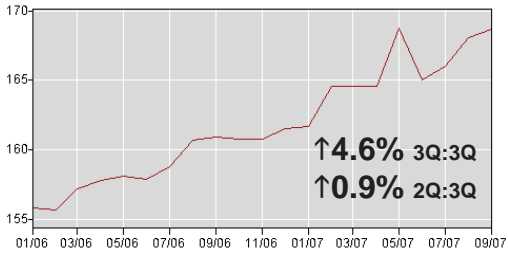


Hand & Edge Tools

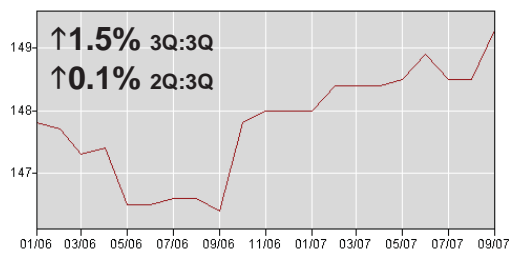


Source: U.S. Bureau of Labor Statistics, MDM Analysis

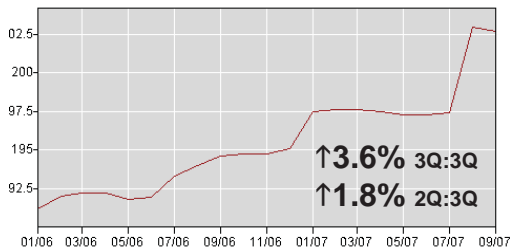
Fasteners



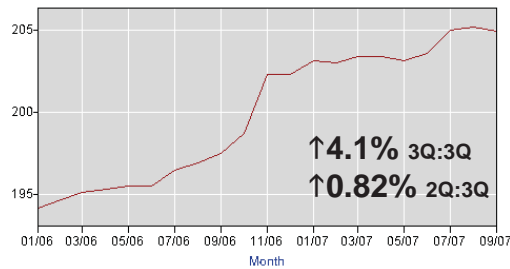
Power-Driven Hand Tools



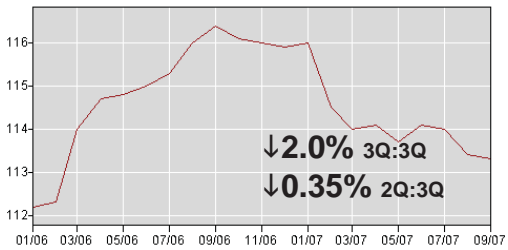
Ball & Roller Bearings



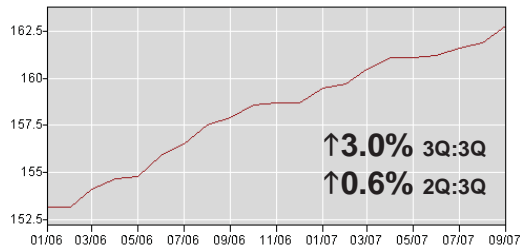
Mech. Power Transmission Eqpt



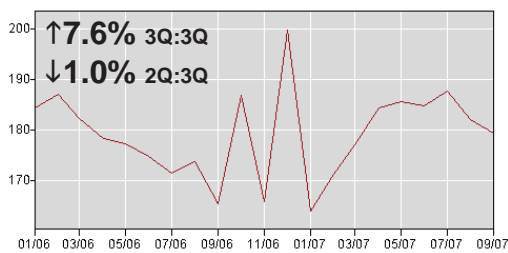
Electrical Machinery/Equipment



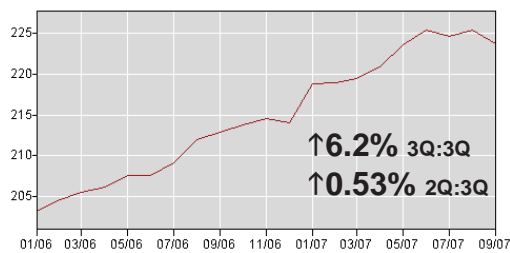
Material Handling Equip. (Ind)



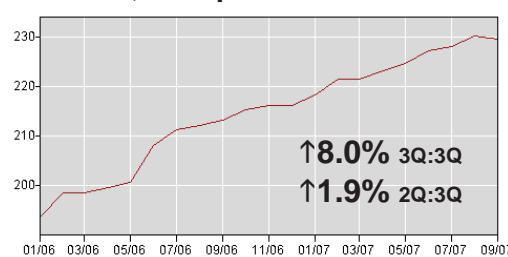
Industrial Gases



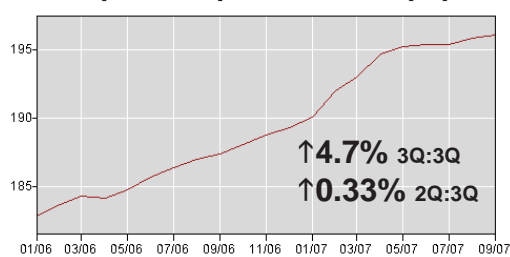
Welding Machinery/Equipment



Valves, Except Fluid Power



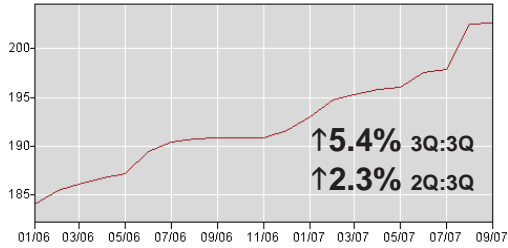
Pumps, Compressors & Equip.



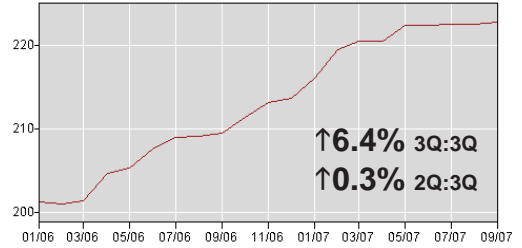
continued on next page

Inflation by Commodity Group from p. 6-7

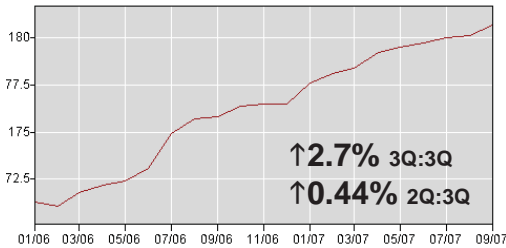
Fluid Power Equipment



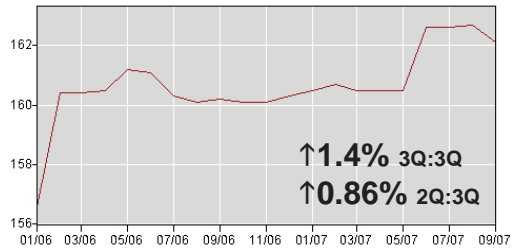
Plumbing Fixtures & Fittings



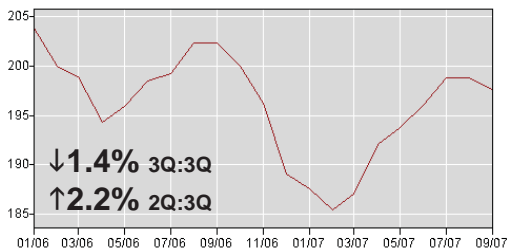
Hardware



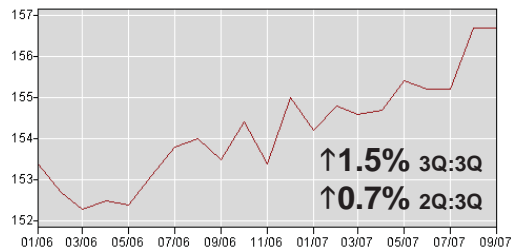
Sanitary Paper Products



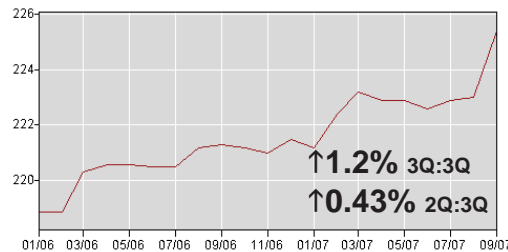
Plastic Resins & Materials



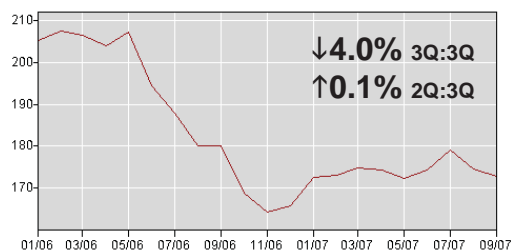
Spec. Cleaning, Polish, San. Products



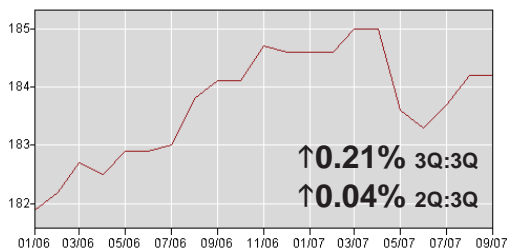
Industrial Safety Equipment



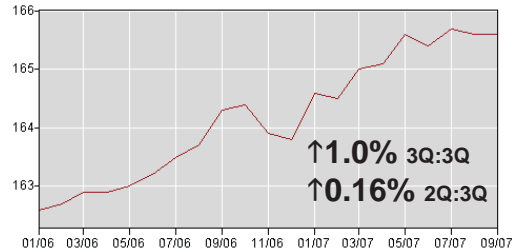
Softwood Lumber



Metal-Forming Machine Tools



Metal-Cutting Machine Tools

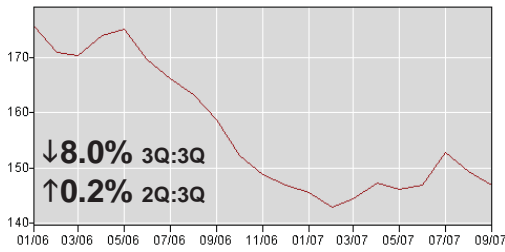


Source: U.S. Bureau of Labor Statistics, MDM Analysis Copyright © 2007 by Gale Media, Inc. All rights reserved. Modern Distribution Management® and mdm® are registered trademarks of Gale Media, Inc. Material may not be reproduced in whole or in part in any form whatsoever without permission from the publisher. To request permission to copy, republish, or quote material, please call 303-443-5060.

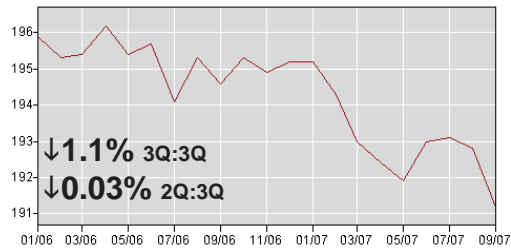
MDM Inflation by Commodity Group

Pricing trends for the third quarter 2007

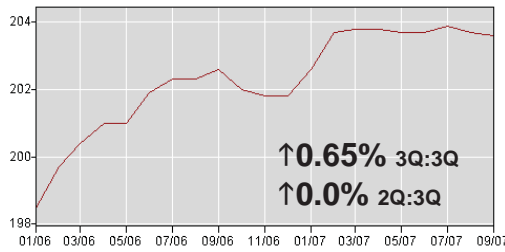
Hardbd, Particlebd, Fiberbd Products



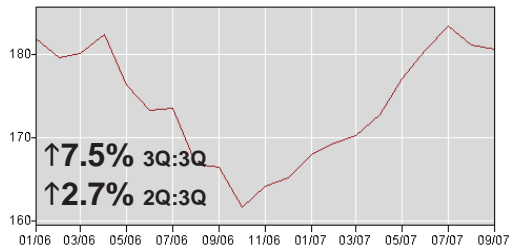
Hardwood Lumber



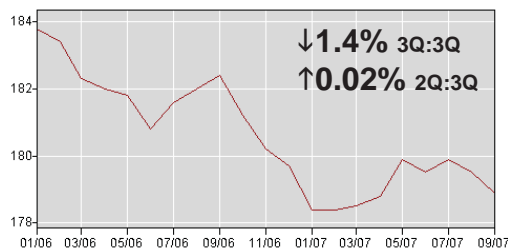
General Millwork



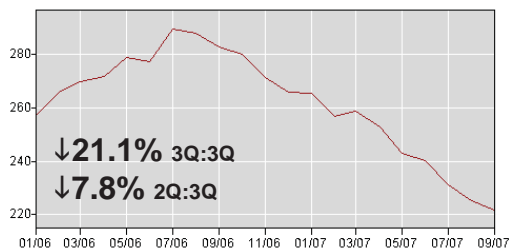
Plywood



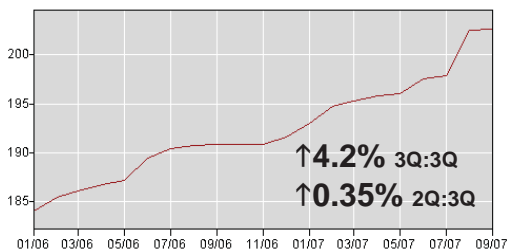
Construction Products from Plastics



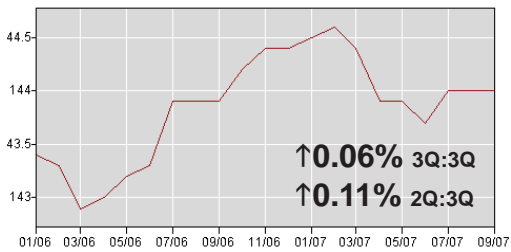
Gypsum Products



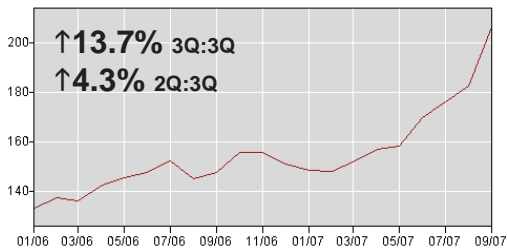
Air Conditioning & Refrigeration Eqmt.



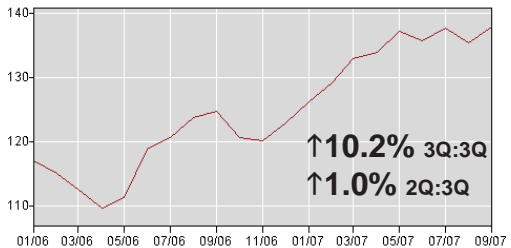
Tools, Dies, Jigs, Fixtures, Ind. Molds



Flour



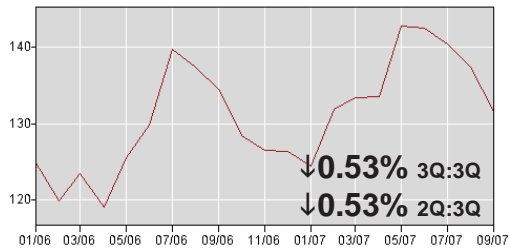
Processed Poultry



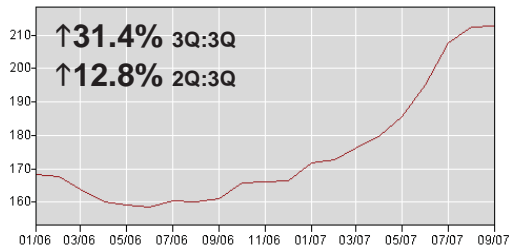
MDM Inflation by Commodity Group

Pricing trends for the third quarter 2007

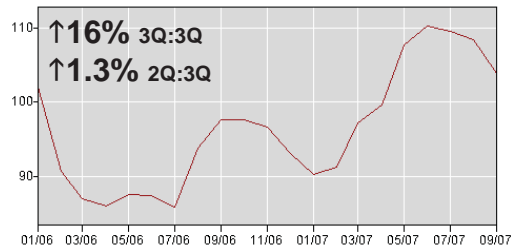
Pork Products



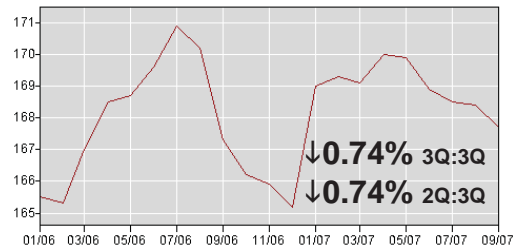
Fluid Milk Products



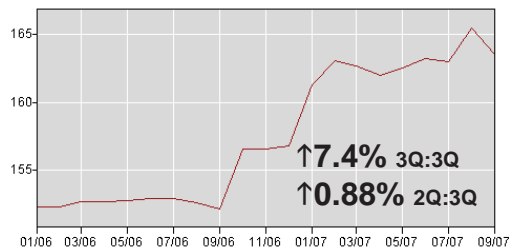
Butter



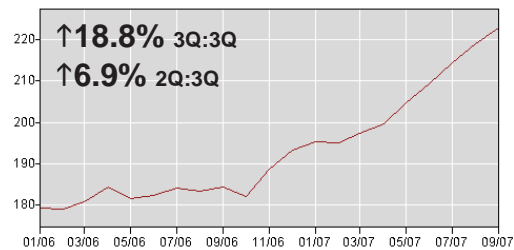
Sugar & Confectionary



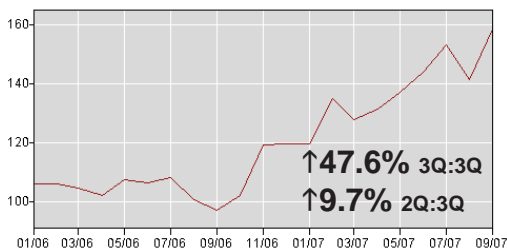
Coffee



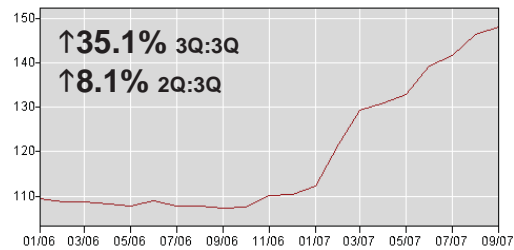
Shortening & Cooking Oil



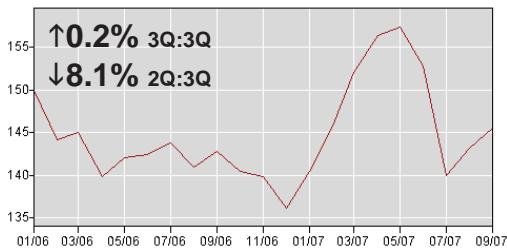
Oilseeds



Processed Eggs



Beef/Veal Products



Wheat

