

Inflation by Commodity Group

Pricing trends for the first quarter 2008

These 24 select product groups provide a snapshot of inflation trends based on the Producer Price Index from the U.S. Bureau of Labor Statistics. First quarter 2008 is compared with first quarter 2007, and fourth quarter 2007 with first quarter 2008.

This page:

Abrasives
 Adhesives & Sealants
 Cutting Tools & Accessories
 Hand & Edge Tools

Page 5

Fasteners
 Power-Driven Hand Tools
 Ball & Roller Bearings
 Mechanical Power Transmission Equipment
 Electrical Machinery/Equipment
 Industrial Material Handling Equipment
 Industrial Gases
 Welding Machinery/Equipment
 Valves, Except Fluid Power
 Pumps, Compressors & Equipment

Page 6

Fluid Power Equipment
 Plumbing Fixtures & Fittings
 Hardware
 Sanitary Paper Products

Plastic Resins & Materials
 Specialty Cleaning, Polish & Sanitary Products
 Industrial Safety Equipment
 Softwood Lumber
 Metal-Forming Machine Tools
 Metal-Cutting Machine Tools

Online Only (www.mdm.com/databank)

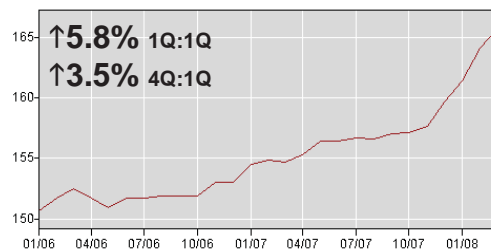
Hardboard, Particleboard, Fiberboard Products
 Hardwood Lumber
 General Millwork
 Plywood
 Construction Products from Plastics
 Gypsum Products
 Air Conditioning & Refrigeration Equipment
 Tools, Dies, Jigs, Fixtures, Industrial Molds
 Food Commodities (12 product groups)

Key

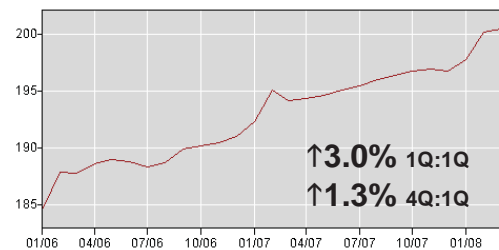
↑11.6% 1Q:1Q (1Q '07 with 1Q '08)

↑1.8% 4Q:1Q (4Q '07 with 1Q '08)

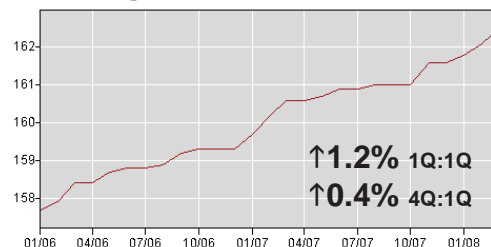
Abrasives



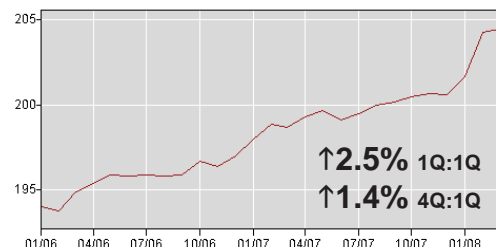
Adhesives & Sealants



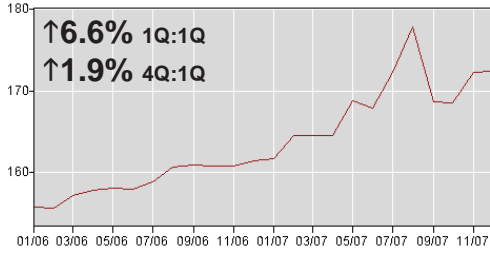
Cutting Tools & Accessories



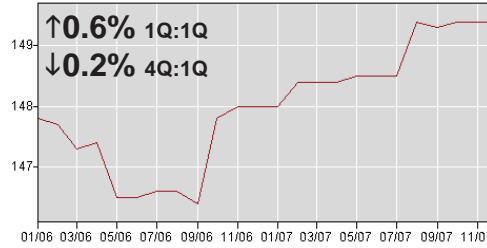
Hand & Edge Tools



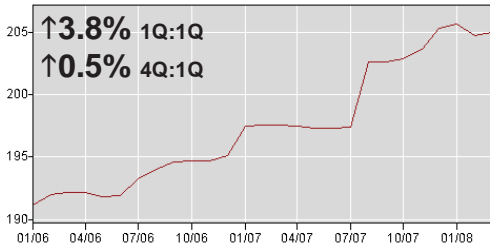
Fasteners



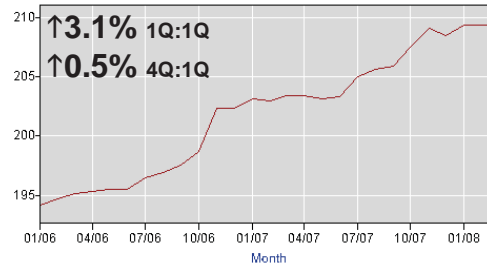
Power-Driven Hand Tools



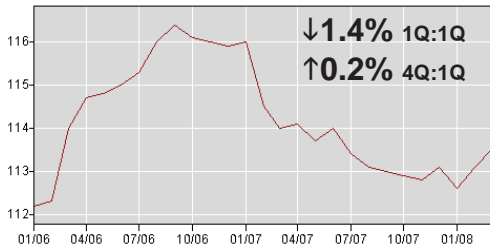
Ball & Roller Bearings



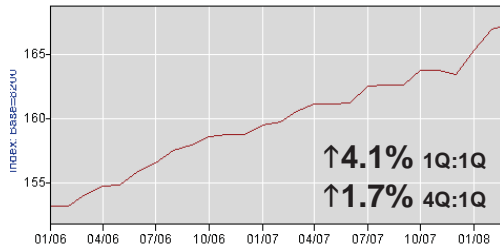
Mech. Power Transmission Eqpt.



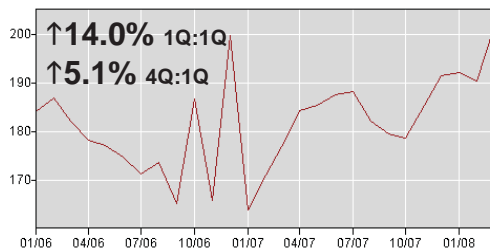
Electrical Machinery/Equipment



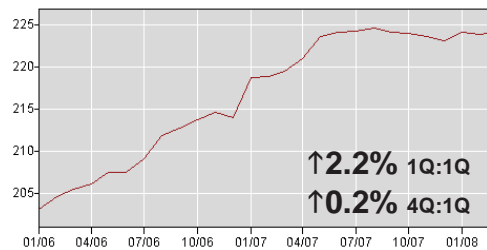
Material Handling Eqpt. (Ind)



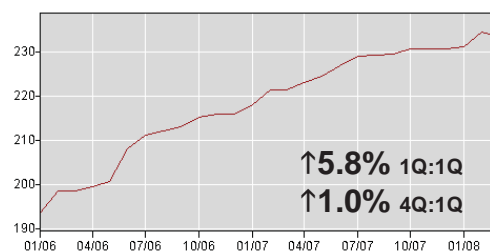
Industrial Gases



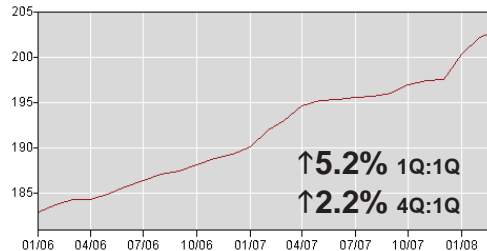
Welding Machinery/Equipment



Valves, Except Fluid Power



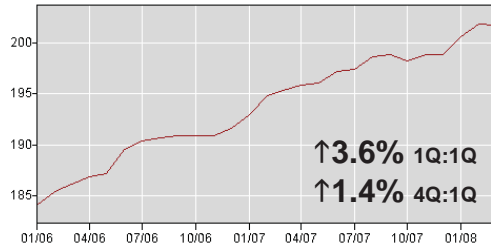
Pumps, Compressors & Eqpt.



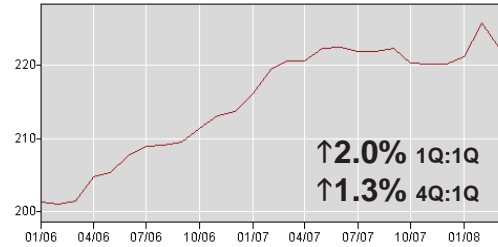
continued on next page

Inflation by Commodity Group from p.6-7

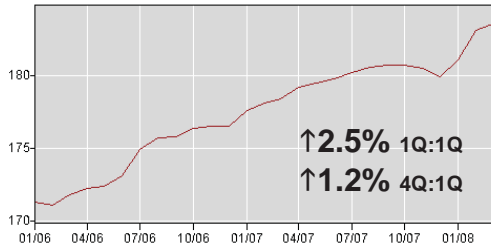
Fluid Power Equipment



Plumbing Fixtures & Fittings



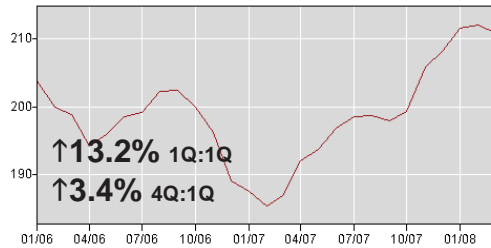
Hardware



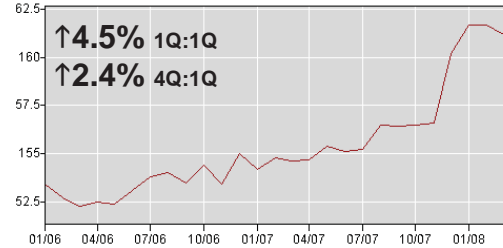
Sanitary Paper Products



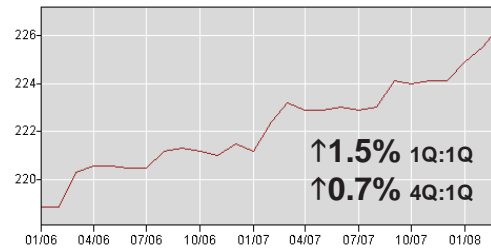
Plastic Resins & Materials



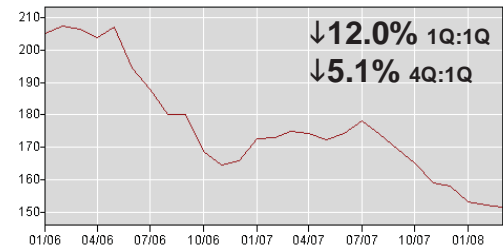
Spec. Cleaning, Polish, San. Products



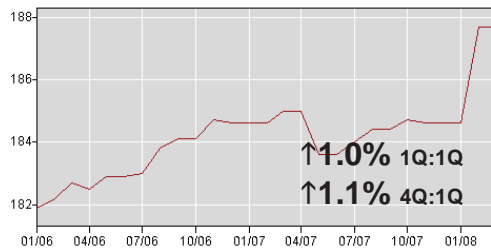
Industrial Safety Equipment



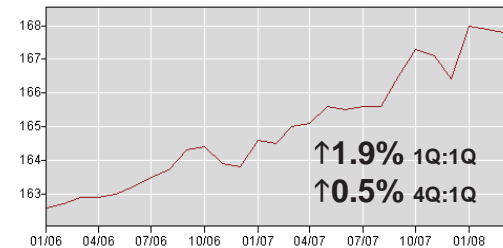
Softwood Lumber



Metal-Forming Machine Tools



Metal-Cutting Machine Tools

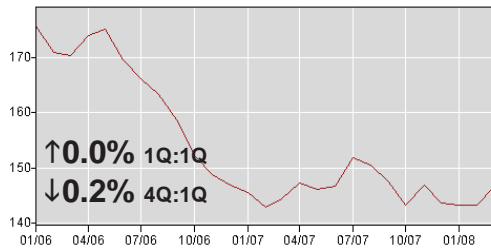


Source: U.S. Bureau of Labor Statistics, MDM Analysis Copyright © 2008 by Gale Media, Inc. All rights reserved. Modern Distribution Management® and mdm® are registered trademarks of Gale Media, Inc. Material may not be reproduced in whole or in part in any form whatsoever without permission from the publisher. To request permission to copy, republish, or quote material, please call 303-443-5060.

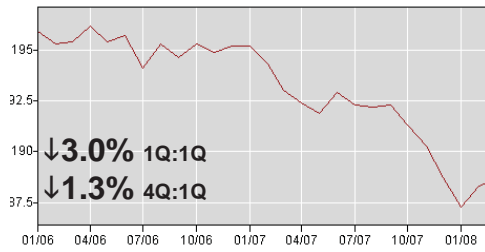
MDM Inflation by Commodity Group

Pricing trends for the first quarter 2008

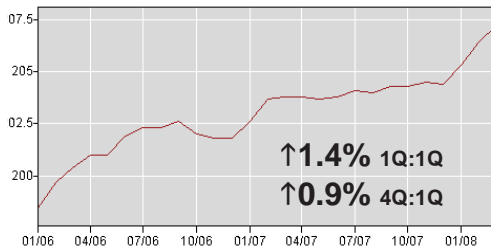
Hardbd, Particlebd, Fiberbd Products



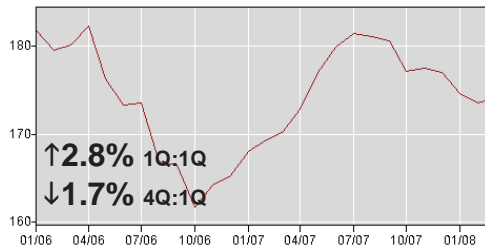
Hardwood Lumber



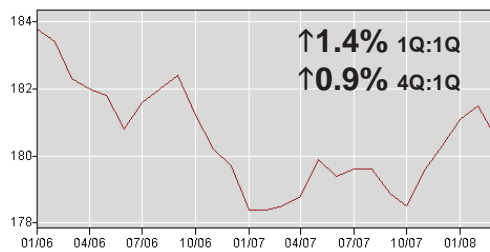
General Millwork



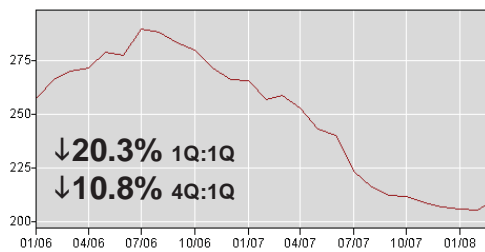
Plywood



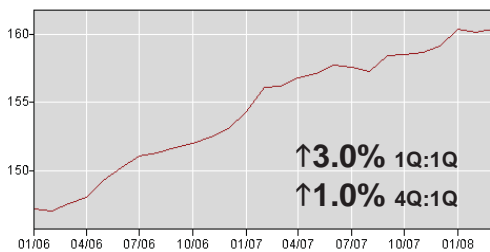
Construction Products from Plastics



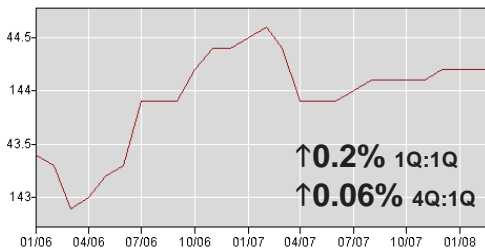
Gypsum Products



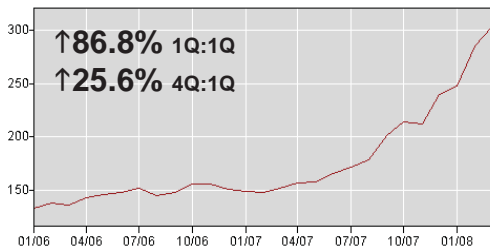
Air Conditioning & Refrigeration Eqmt.



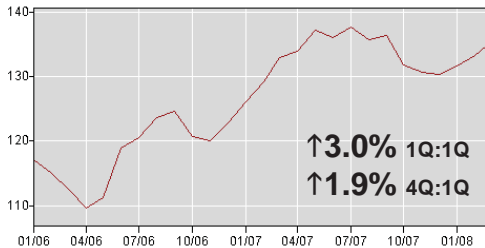
Tools, Dies, Jigs, Fixtures, Ind. Molds



Flour



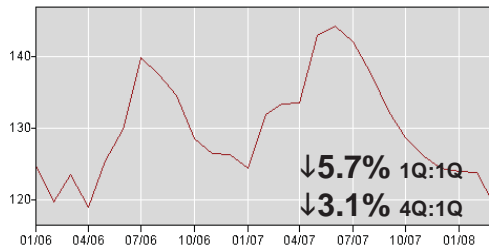
Processed Poultry



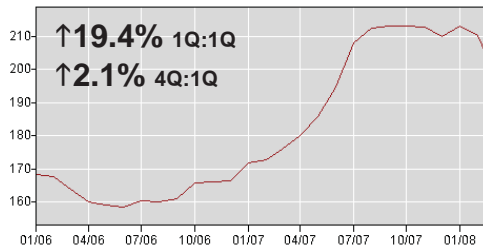
MDM Inflation by Commodity Group

Pricing trends for the first quarter 2008

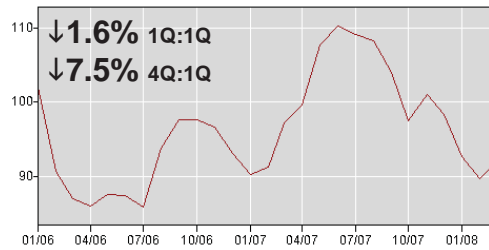
Pork Products



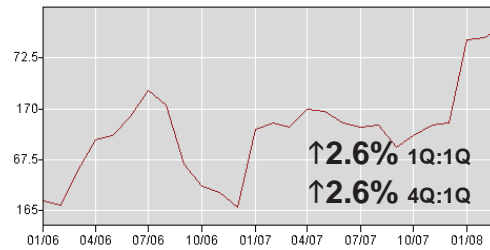
Fluid Milk Products



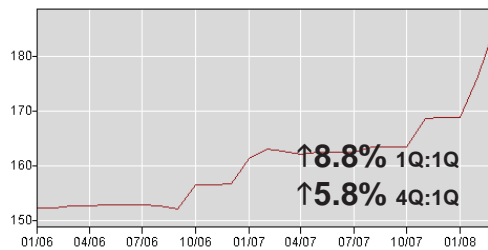
Butter



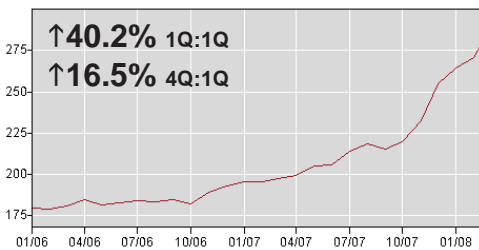
Sugar & Confectionary



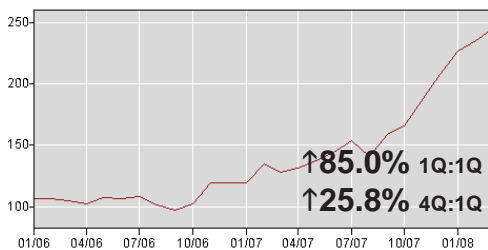
Coffee



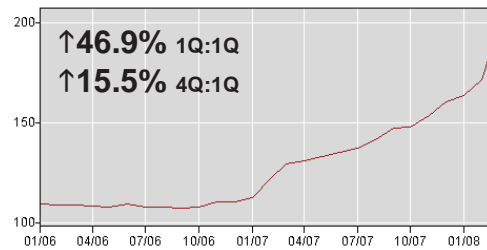
Shortening & Cooking Oil



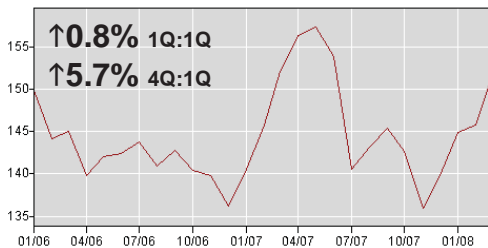
Oilseeds



Processed Eggs



Beef/Veal Products



Wheat

