

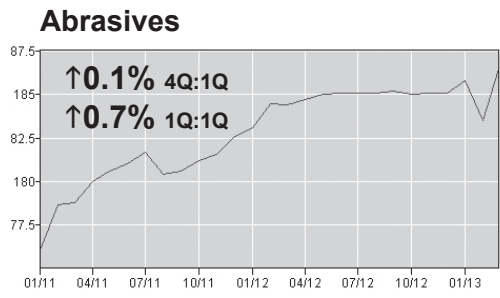
MDM 1Q13 Pricing Trends Report

Third-quarter inflation trends by product group

These select product groups provide a snapshot of inflation trends based on the Producer Price Index from the U.S. Bureau of Labor Statistics. This report, with graphs for all of the products listed here, is available online at this issue in pdf format at www.mdm.com.

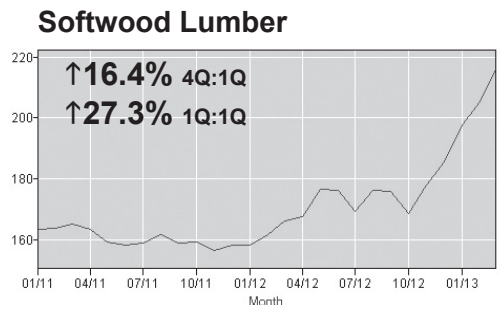
Key
 ↑X.X% 4Q:1Q (4Q '12 with 1Q '13)
 ↑X.X% 1Q:1Q (1Q '12 with 1Q '13)

Industrial



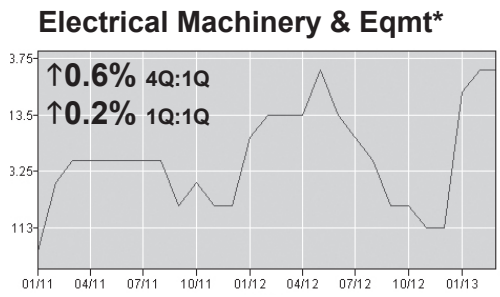
Product Group	4Q:1Q	1Q:1Q
Adhesives/Sealants	1.7%	1.6%
Pumps & Compressors	1.3	2.2
Ind. Mat Handling Eqmt	0.7	2.6
Rubber & Plastic Belts & Belting	1.1	10.9
Rubber & Plastic Hose	-0.1	1.6
Industrial Rubber Products nec	-1.4	4.8
Personal Safety Eqmt & Clothing*	0.7	2.8
Metal-Forming Machine Tools	1.2	3.5
Metal-Cutting Machine Tools	1.3	4.1
Metal Valves (not FP)	0.7	3.2
Steel Mill Products	-0.6	-9.2

Construction



Product Group	4Q:1Q	1Q:1Q
Plastic Construction Products	0.5%	2.3%
General Millwork	1.5	2.6
Gypsum Products	15.5	18.6
Hardboard, Particlebd, Fiberbd	9.5	31.3
Hardwood Lumber	4.0	5.3
Plywood	3.6	10.2
Wd Ties, Siding, Shingles, etc.	0.1	2.4

Electrical



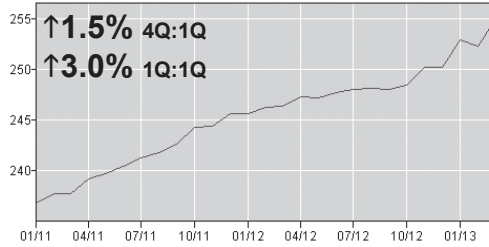
Product Group	4Q:1Q	1Q:1Q
Electronic Components & Accs.	0.0%	-0.8%
Integrating/Measuring Instrumts	1.2	2.8
Motors, Generators, etc.	0.8	0.1
Wiring Devices	0.3	2.2
Transformers/Power Regulators	0.1	-2.9
Switchgear, Switchbd, etc. Eqmt	1.2	2.2
Communications/Related Eqmt	1.0	0.3
Electric Lamp Bulbs and Parts	-0.2	-0.3
Fab. Ferrous Wire Products	-0.1	-0.5
Nonferrous Wire & Cable	0.2	-1.8
Lighting Fixtures	0.7	0.6

*Category includes products in table to right

Get graphs for all product groups on pages 7-8 online in the current issue at mdm.com.

Power Transmission/Bearing/Fluid Power

Mech. Power Transmission Eqmt*

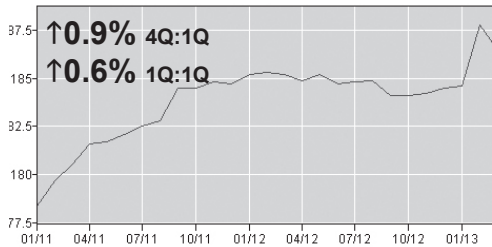


*Category encompasses first three (PT) products in table.

Product Group	4Q:1Q	1Q:1Q
Ball & Roller Bearings	0.3%	2.7%
Plain Bearings & Bushings	1.4	1.3
Speed Changers/Drives/Gears	4.3	3.6
Fluid Power Equipment	0.4	2.3
Fluid Power Valves	0.7	3.2
FP Hose & Tube Fittings	-0.6	3.0
FP Cylinders, Actuators, Accum.	0.2	0.9
Fluid Power Pumps & Parts	1.2	2.6

Fasteners

Nuts, Bolts, Screws, Rivets, Washers*

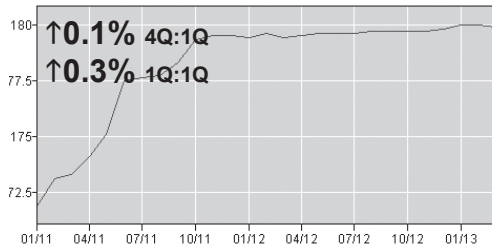


*Category encompasses products in table above **Excludes aircraft fasteners.

Product Group	4Q:1Q	1Q:1Q
Aircraft Fasteners	1.0%	-0.8%
Externally Thread. Fasteners**	0.1	-0.02
Internally Thread. Fasteners**	0.7	-1.6
Nonthreaded Metal Fasteners**	-0.1	0.4

Tools

Cutting Tools & Accessories*

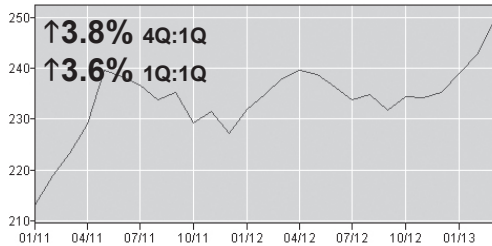


*Category encompasses some of the products in table.

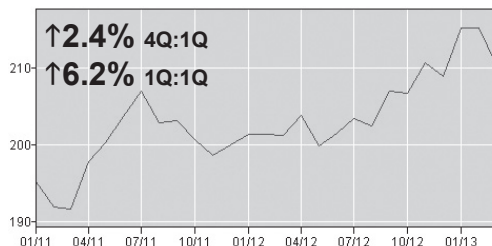
Product Group	4Q:1Q	1Q:1Q
Hand & Edge Tools	0.4%	2.5%
Power-Driven Hand Tools	0.6	1.2
Precision Measuring Tools	0.0	0.2
Small Cutting Tools	0.2	0.3
Tools, Dies, Jigs, Molds, Fixture	0.3	1.8

Other

Plastic Resins and Materials



Industrial Gases



Product Group	4Q:1Q	1Q:1Q
Hardware*	1.2%	1.3%
Builders Hardware	0.1	1.2
Air Cond. & Refrigeration Eqmt	1.2	1.3
Heating Eqmt	-0.1	2.1
Plumbing Fixtures & Fittings	0.4	1.4
Plastic Products (overall)	1.1	1.9
Pkgng Products from Plastics	1.5	1.6
Welding Machinery & Eqmt	0.1	2.6
Office Supplies & Accessories	1.2	1.5
Pulp, Paper & Allied Products**	0.6	1.4
Boxes	1.2	3.3
Sanitary Paper Products	-0.1	-0.4

*Category includes builders' hardware

**Category includes boxes, sanitary paper products & office supplies