

Inflation by Commodity Group

Pricing trends for the year and fourth quarter 2008

These 24 select product groups provide a snapshot of inflation trends based on the Producer Price Index from the U.S. Bureau of Labor Statistics. Fourth quarter 2008 is compared with fourth quarter 2007, third quarter 2008 with fourth quarter 2008, and the full year 2008 with the full year 2007.

This page:

- Abrasives
- Adhesives & Sealants
- Cutting Tools & Accessories
- Hand & Edge Tools

- Specialty Cleaning, Polish & Sanitary Products
- Industrial Safety Equipment
- Softwood Lumber
- Metal-Forming Machine Tools
- Metal-Cutting Machine Tools

Page 7

- Fasteners
- Power-Driven Hand Tools
- Ball & Roller Bearings
- Mechanical Power Transmission Equipment
- Electrical Machinery/Equipment
- Industrial Material Handling Equipment
- Industrial Gases
- Welding Machinery/Equipment
- Valves, Except Fluid Power
- Pumps, Compressors & Equipment

Online Only (www.mdm.com/databank)

- Hardboard, Particleboard, Fiberboard Products
- Hardwood Lumber
- General Millwork
- Plywood
- Construction Products from Plastics
- Gypsum Products
- Air Conditioning & Refrigeration Equipment
- Tools, Dies, Jigs, Fixtures, Industrial Molds
- Fluid Power Valves
- Food Commodities (12 product groups)

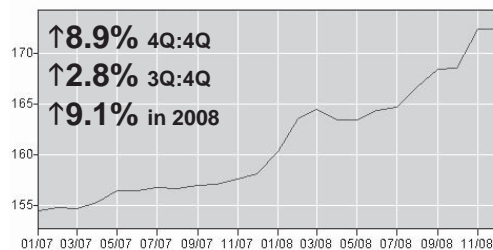
Page 8

- Fluid Power Equipment
- Plumbing Fixtures & Fittings
- Hardware
- Sanitary Paper Products
- Plastic Resins & Materials

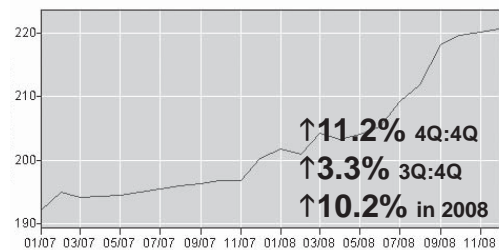
Key

- ↑11.6% 4Q:4Q (4Q '07 with 4Q '08)
- ↑1.8% 3Q:4Q (3Q '08 with 4Q '08)
- ↑4.2% in 2008 (2007 with 2008)

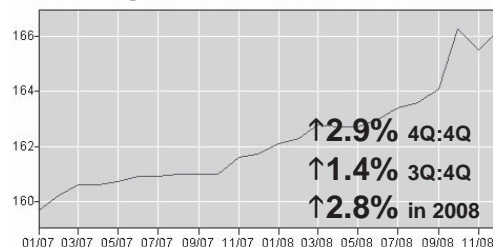
Abrasives



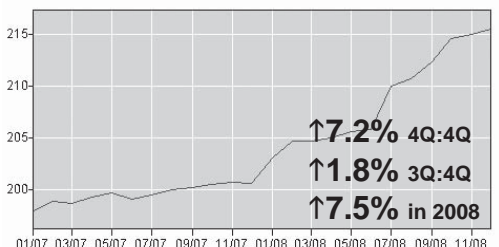
Adhesives & Sealants



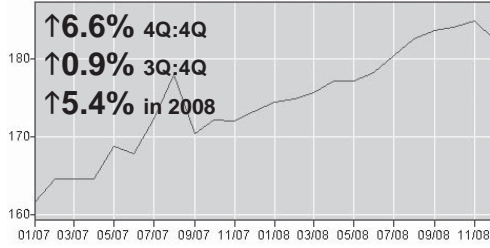
Cutting Tools & Accessories



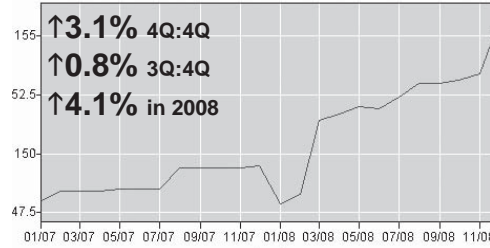
Hand & Edge Tools



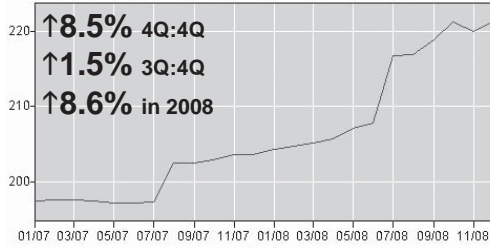
Fasteners



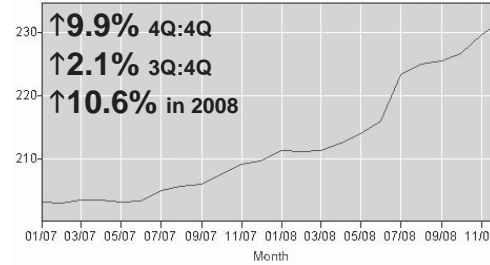
Power-Driven Hand Tools



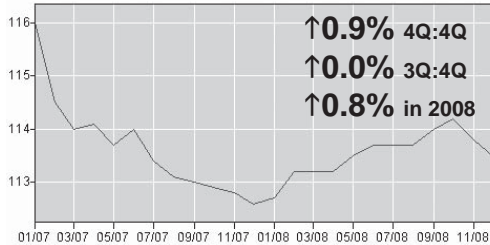
Ball & Roller Bearings



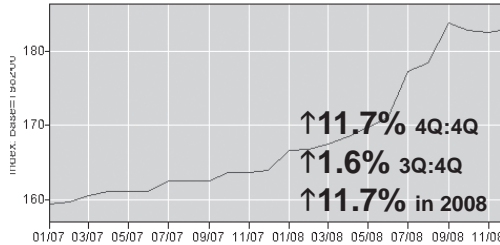
Mech. Power Transmission Eqpt.



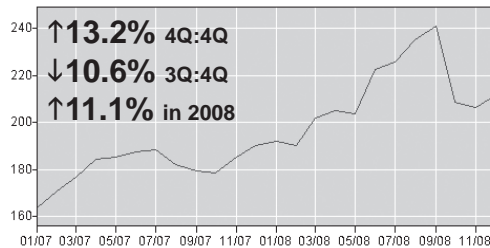
Electrical Machinery/Equipment



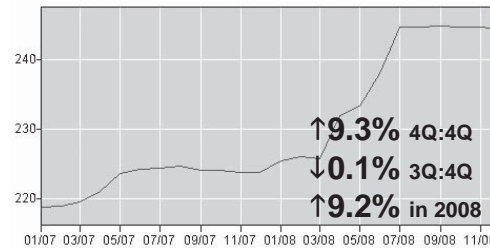
Material Handling Eqpt. (Ind)



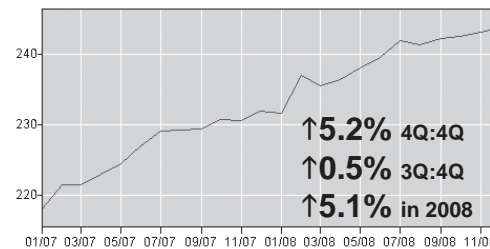
Industrial Gases



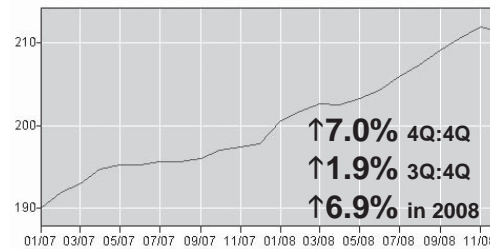
Welding Machinery/Equipment



Valves, Except Fluid Power



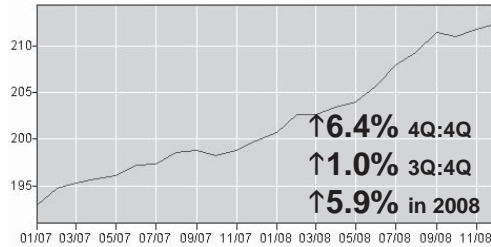
Pumps, Compressors & Eqpt.



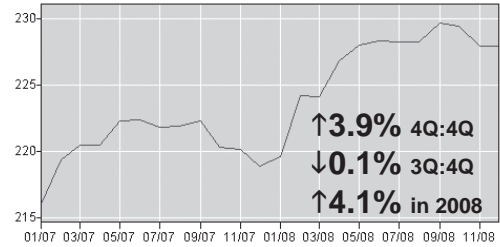
continued on next page

Inflation by Commodity Group from p.6-7

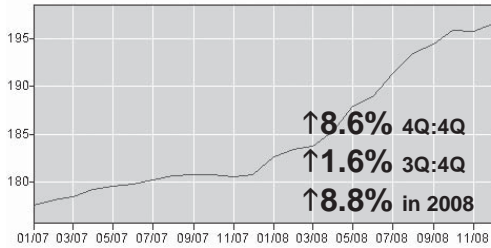
Fluid Power Equipment



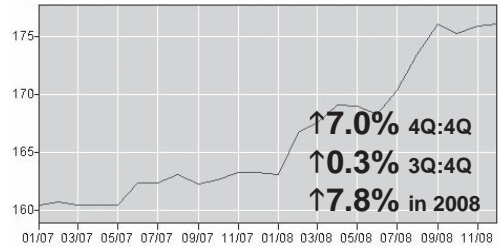
Plumbing Fixtures & Fittings



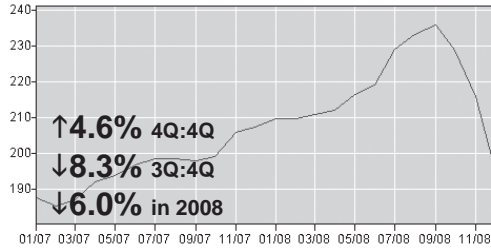
Hardware



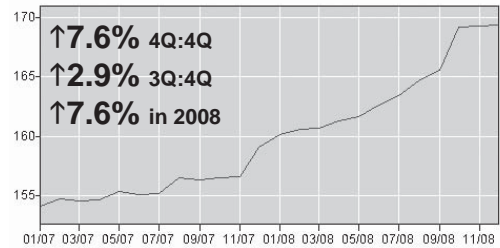
Sanitary Paper Products



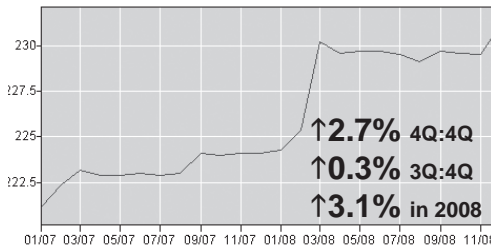
Plastic Resins & Materials



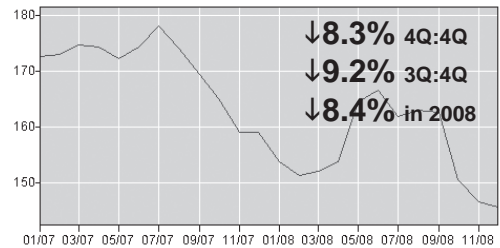
Spec. Cleaning, Polish, San. Products



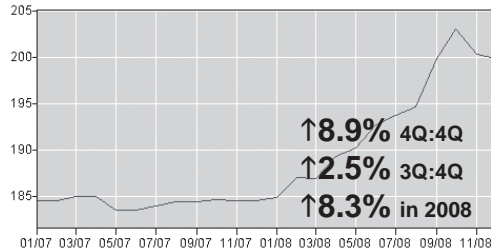
Industrial Safety Equipment



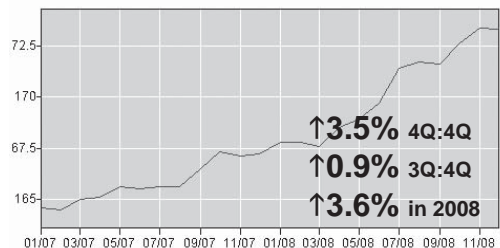
Softwood Lumber



Metal-Forming Machine Tools



Metal-Cutting Machine Tools

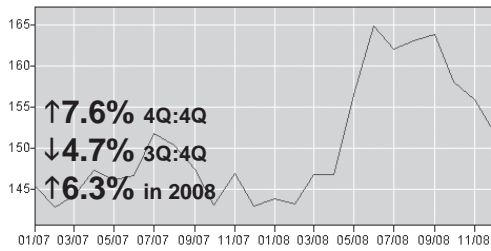


Source: U.S. Bureau of Labor Statistics, MDM Analysis Copyright © 2009 by Gale Media, Inc. All rights reserved. Modern Distribution Management® and mdm.com are registered trademarks of Gale Media, Inc. Material may not be reproduced in whole or in part in any form whatsoever without permission from the publisher. To request permission to copy, republish, or quote material, please call 303-443-5060.

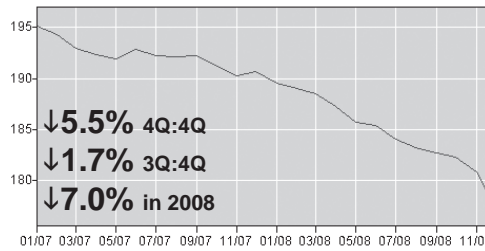
MDM Inflation by Commodity Group

Pricing trends for the year and fourth quarter 2008

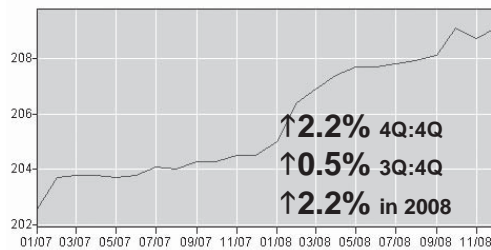
Hardbd, Particlebd, Fiberbd Products



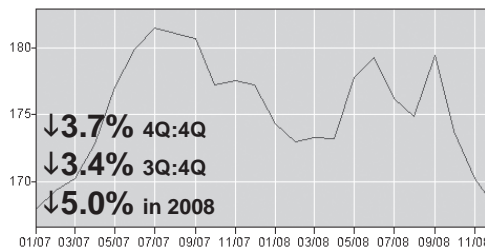
Hardwood Lumber



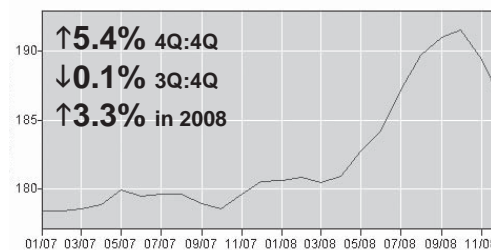
General Millwork



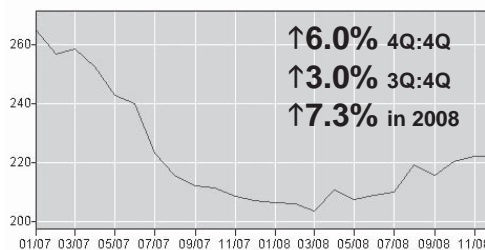
Plywood



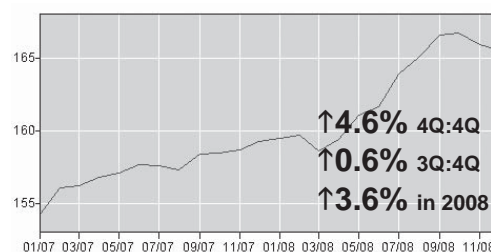
Construction Products from Plastics



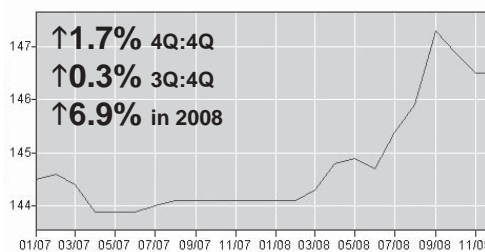
Gypsum Products



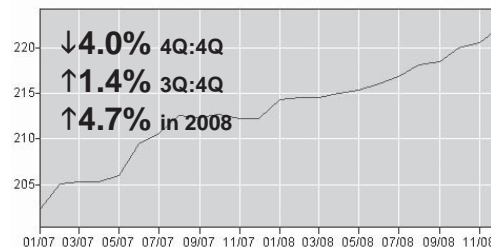
Air Conditioning & Refrigeration Eqmt.



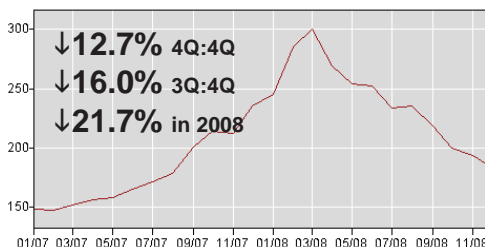
Tools, Dies, Jigs, Fixtures, Ind. Molds



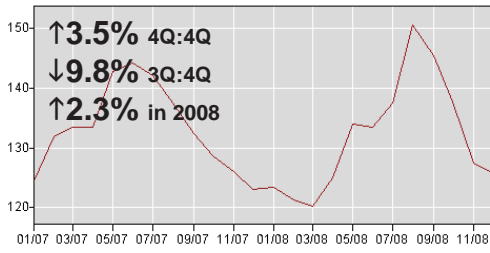
Fluid Power Valves



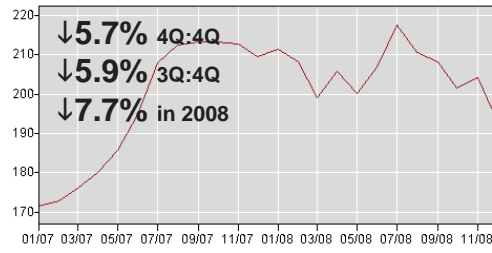
Flour



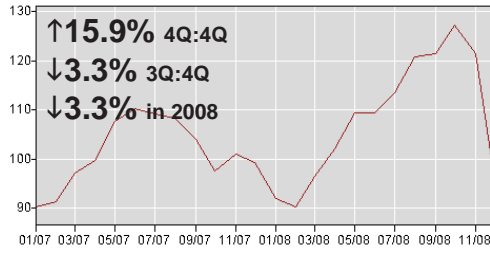
Pork Products



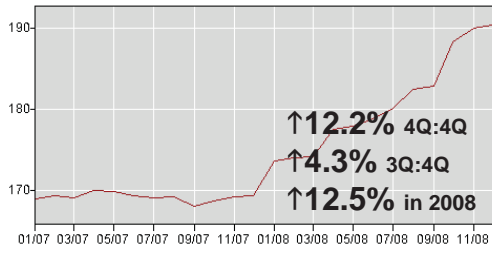
Fluid Milk Products



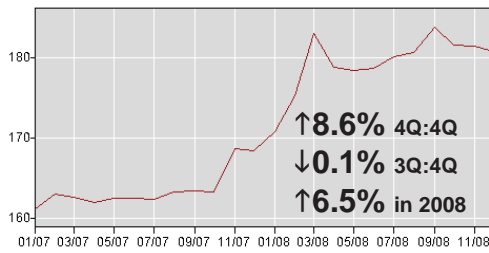
Butter



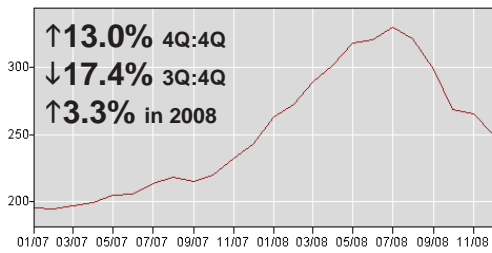
Sugar & Confectionary



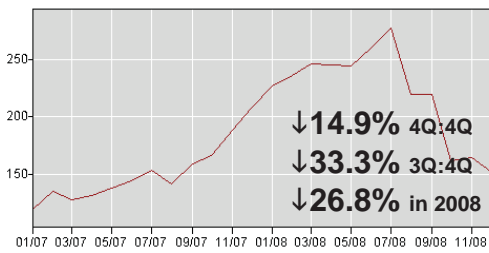
Coffee



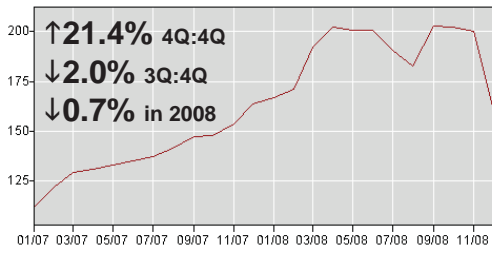
Shortening & Cooking Oil



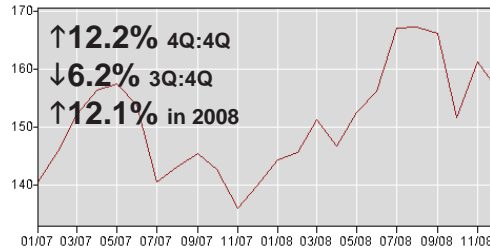
Oilseeds



Processed Eggs



Beef/Veal Products



Wheat

