

# Inflation by Commodity Group

## Pricing trends for the third quarter 2008

These 24 select product groups provide a snapshot of inflation trends based on the Producer Price Index from the U.S. Bureau of Labor Statistics. Third quarter 2008 is compared with third quarter 2007, and second quarter 2008 with third quarter 2008. Graphics depict trend for that product from the start of 2007.

**This page:**

- Abrasives
- Adhesives & Sealants
- Cutting Tools & Accessories
- Hand & Edge Tools

**Page 7**

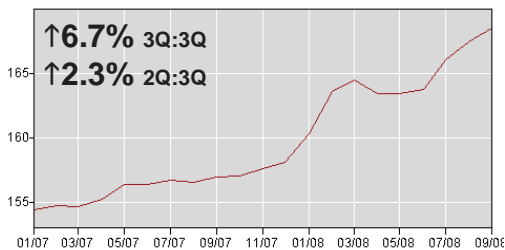
- Fasteners
- Power-Driven Hand Tools
- Ball & Roller Bearings
- Mechanical Power Transmission Equipment
- Electrical Machinery/Equipment
- Industrial Material Handling Equipment
- Industrial Gases
- Welding Machinery/Equipment
- Valves, Except Fluid Power
- Pumps, Compressors & Equipment

**Online Only ([www.mdm.com/databank](http://www.mdm.com/databank))**

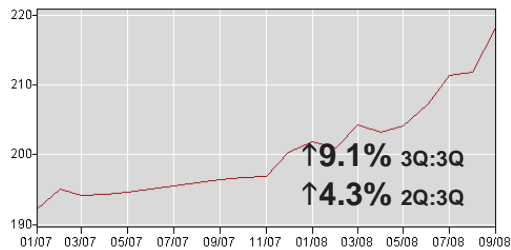
- Fluid Power Equipment
- Plumbing Fixtures & Fittings
- Hardware
- Sanitary Paper Products
- Plastic Resins & Materials
- Specialty Cleaning, Polish & Sanitary Products
- Industrial Safety Equipment
- Softwood Lumber
- Metal-Forming Machine Tools
- Metal-Cutting Machine Tools
- Hardboard, Particleboard, Fiberboard Products
- Hardwood Lumber
- General Millwork
- Plywood
- Construction Products from Plastics
- Gypsum Products
- Air Conditioning & Refrigeration Equipment
- Tools, Dies, Jigs, Fixtures, Industrial Molds
- Fluid Power Valves
- Food Commodities (12 product groups)

**Key**  
 ↑11.6% 3Q:3Q (3Q '07 with 3Q '08)  
 ↑1.8% 2Q:3Q (2Q '08 with 3Q '08)

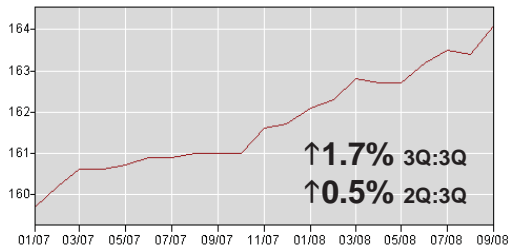
**Abrasives**



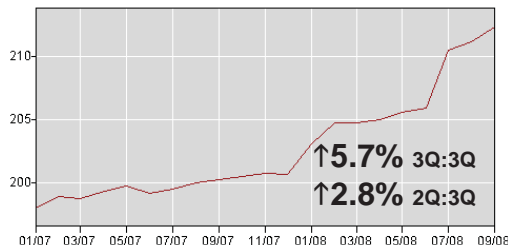
**Adhesives & Sealants**



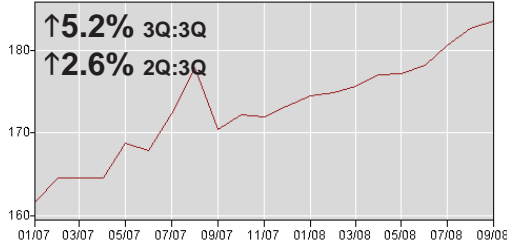
**Cutting Tools & Accessories**



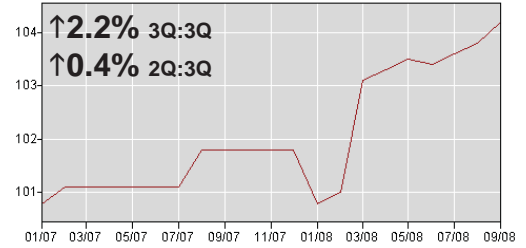
**Hand & Edge Tools**



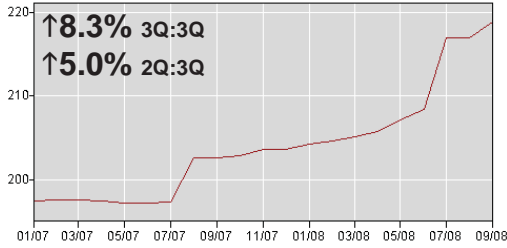
### Fasteners



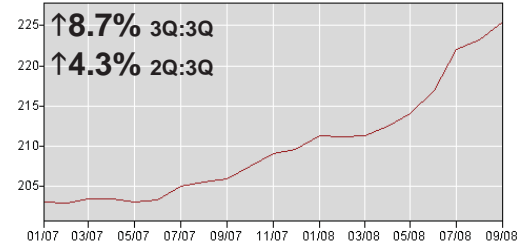
### Power-Driven Hand Tools



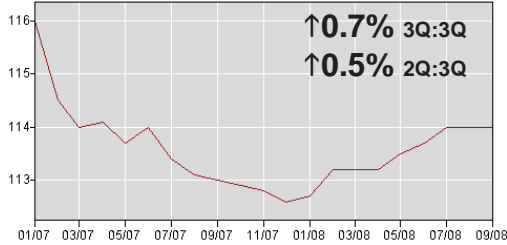
### Ball & Roller Bearings



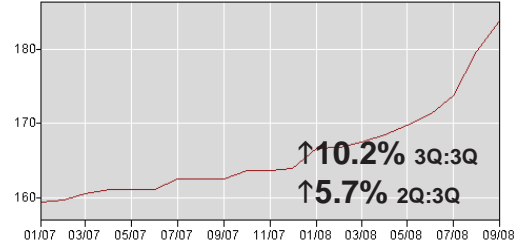
### Mech. Power Transmission Eqpt.



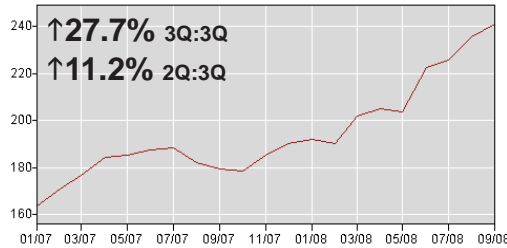
### Electrical Machinery/Equipment



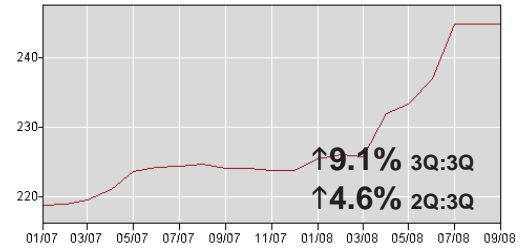
### Material Handling Eqpt. (Ind)



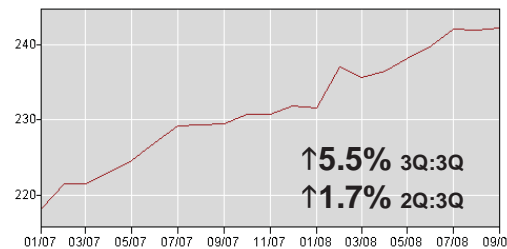
### Industrial Gases



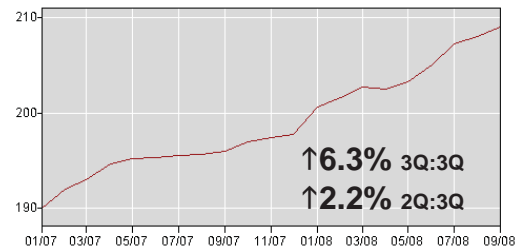
### Welding Machinery/Equipment



### Valves, Except Fluid Power



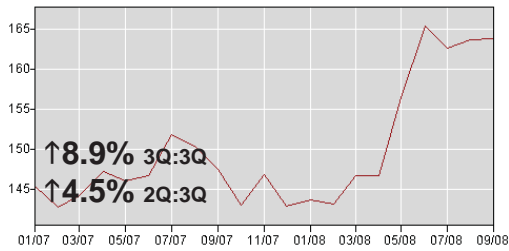
### Pumps, Compressors & Eqpt.



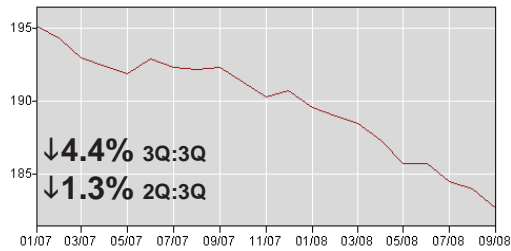
# MDM Inflation by Commodity Group

Pricing trends for the third quarter 2008

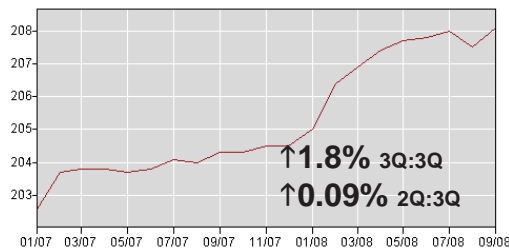
## Hardbd, Particlebd, Fiberbd Products



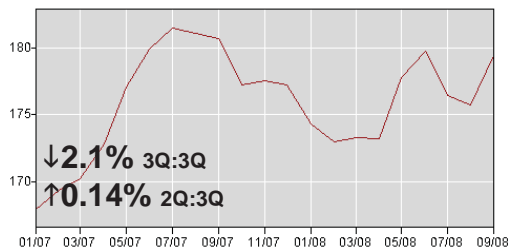
## Hardwood Lumber



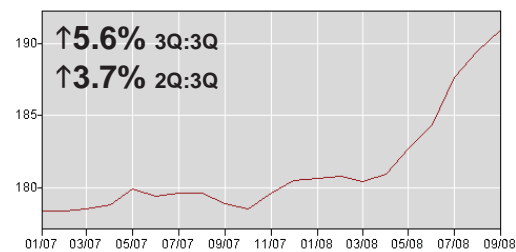
## General Millwork



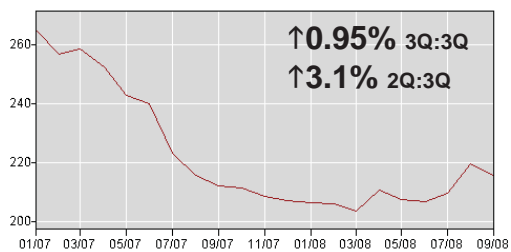
## Plywood



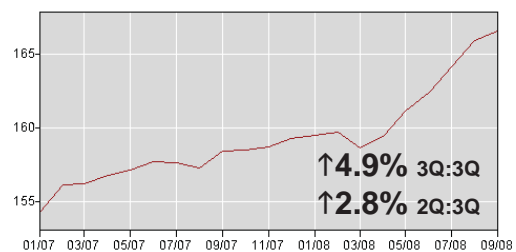
## Construction Products from Plastics



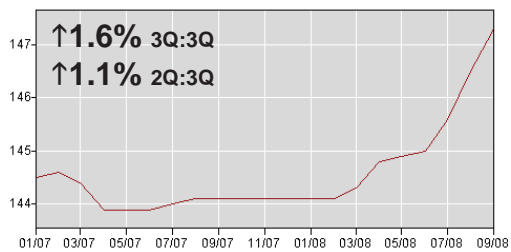
## Gypsum Products



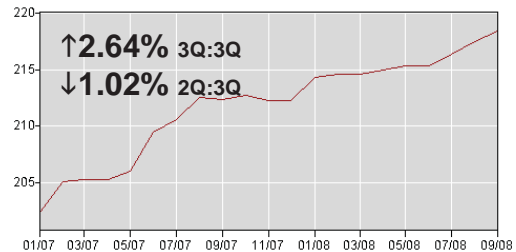
## Air Conditioning & Refrigeration Eqmt.



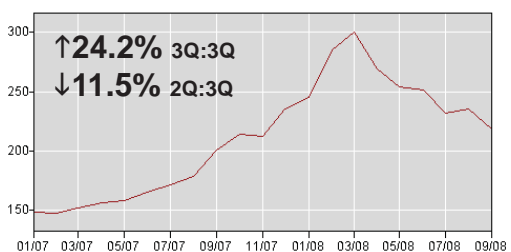
## Tools, Dies, Jigs, Fixtures, Ind. Molds



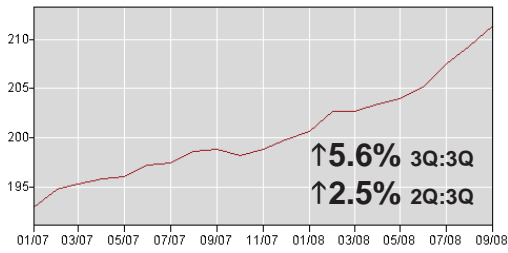
## Fluid Power Valves



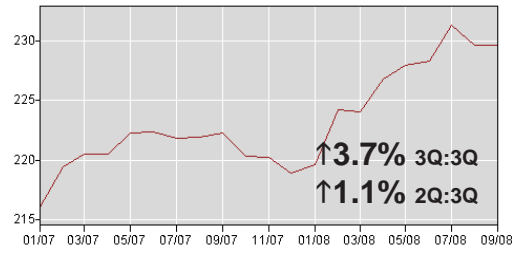
## Flour



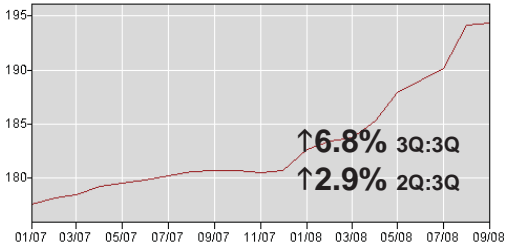
### Fluid Power Equipment



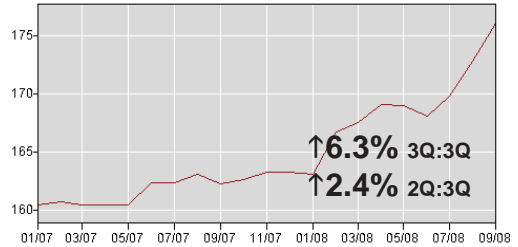
### Plumbing Fixtures & Fittings



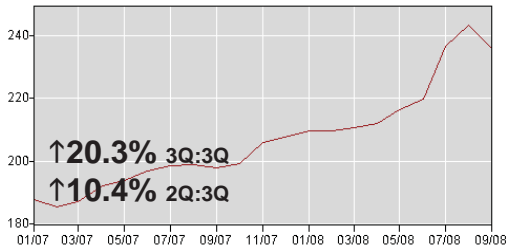
### Hardware



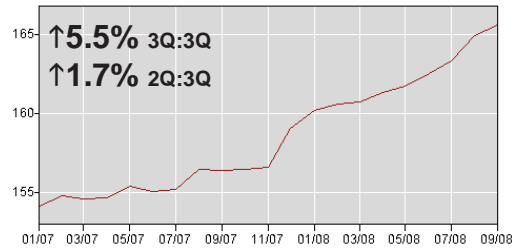
### Sanitary Paper Products



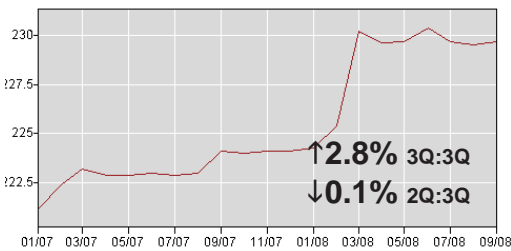
### Plastic Resins & Materials



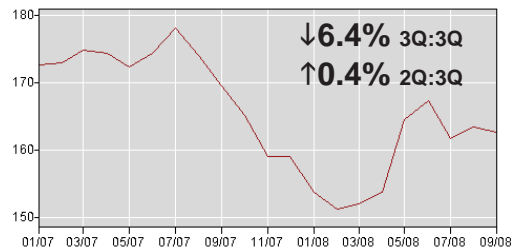
### Spec. Cleaning, Polish, San. Products



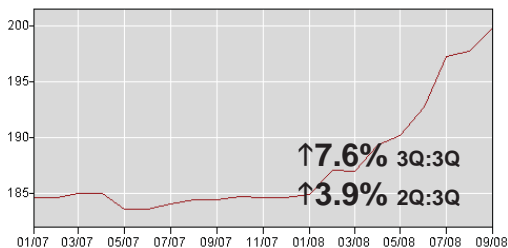
### Industrial Safety Equipment



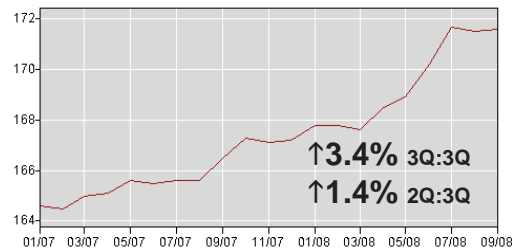
### Softwood Lumber



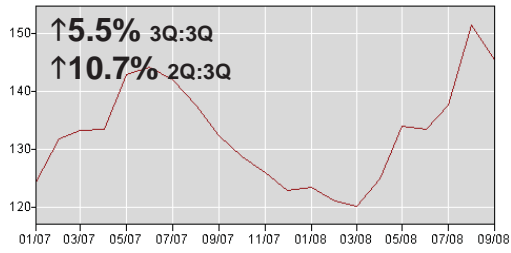
### Metal-Forming Machine Tools



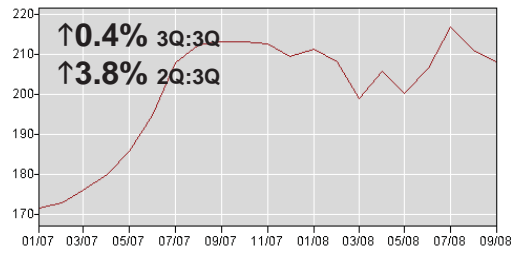
### Metal-Cutting Machine Tools



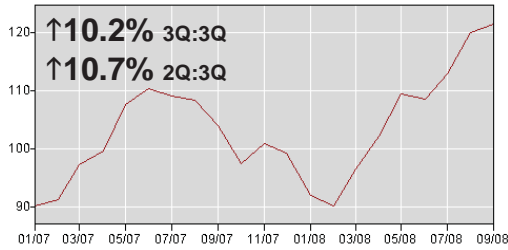
### Pork Products



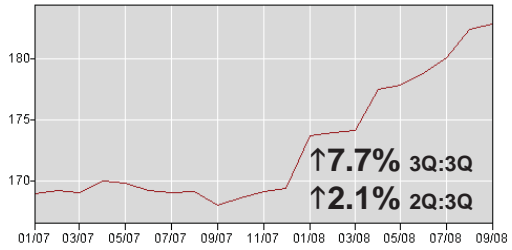
### Fluid Milk Products



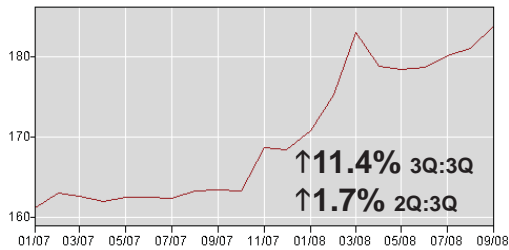
### Butter



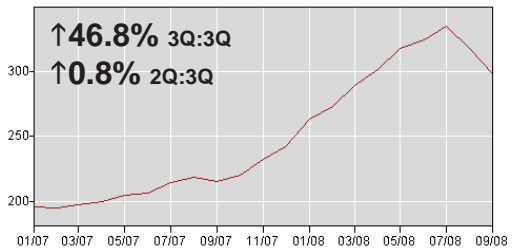
### Sugar & Confectionary



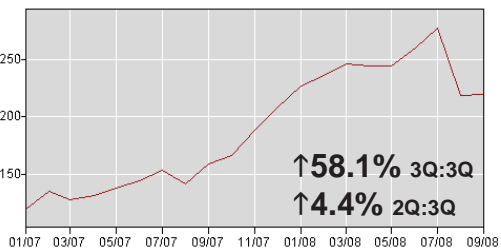
### Coffee



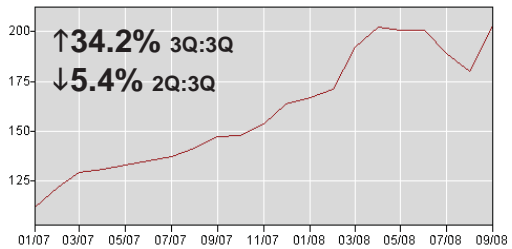
### Shortening & Cooking Oil



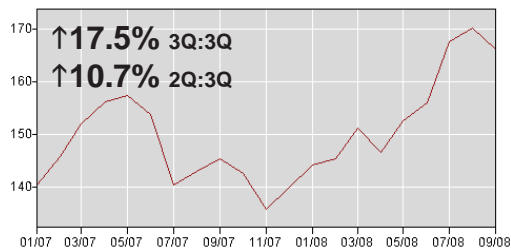
### Oilseeds



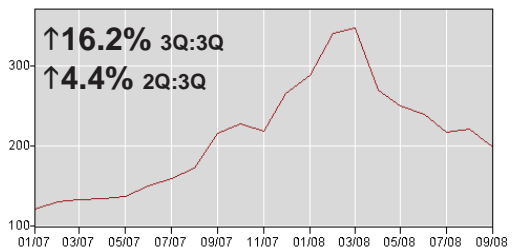
### Processed Eggs



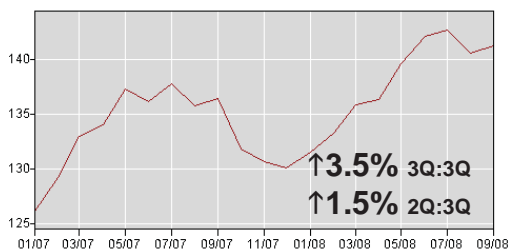
### Beef/Veal Products



### Wheat



### Processed Poultry



Copyright © 2008 by Gale Media, Inc. All rights reserved. Modern Distribution Management® and mdm® are registered trademarks of Gale Media, Inc. Material may not be reproduced in whole or in part in any form whatsoever without permission from the publisher. To request permission to copy, republish, or quote material, please call 303-443-5060.